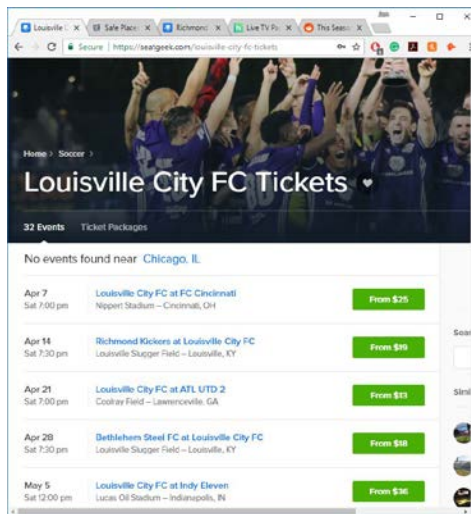


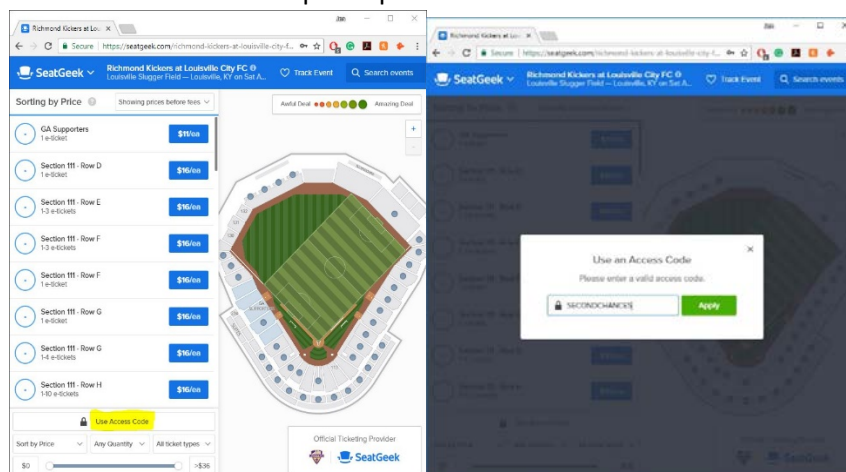


LCFC + SeatGeek ACCESS CODE WALKTHROUGH - DESKTOP

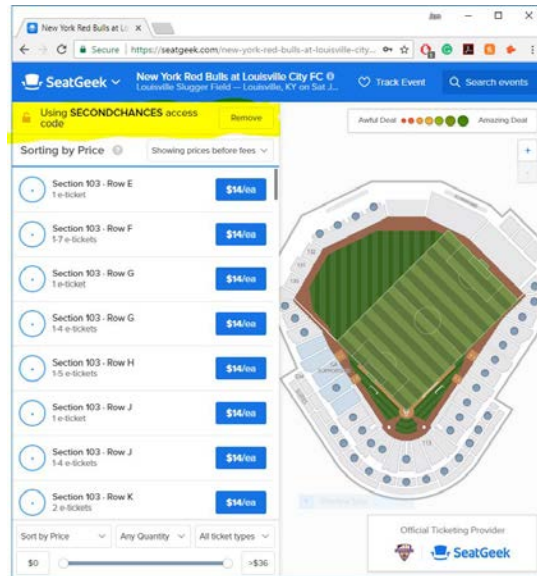
- 1) Log onto Seat Geek online/mobile applications.
- 2) Search Louisville City FC and select desired game to attend:



- 3) Once game is selected, you should be at our “Choose Section” page.
- 4) Input Access Code before choosing desired section.
- 5) At bottom on section selection page, click “Use Access Code”, click on that and prompt comes up to input Access Code:



- 6) Once Access Code is applied that will change the listed price per section on the “Choose Section” page.



- 7) From this point, your Access Code has registered and changed those prices accordingly.
- 8) Now you may select your desired section and continue through with your purchase.